



Naviance

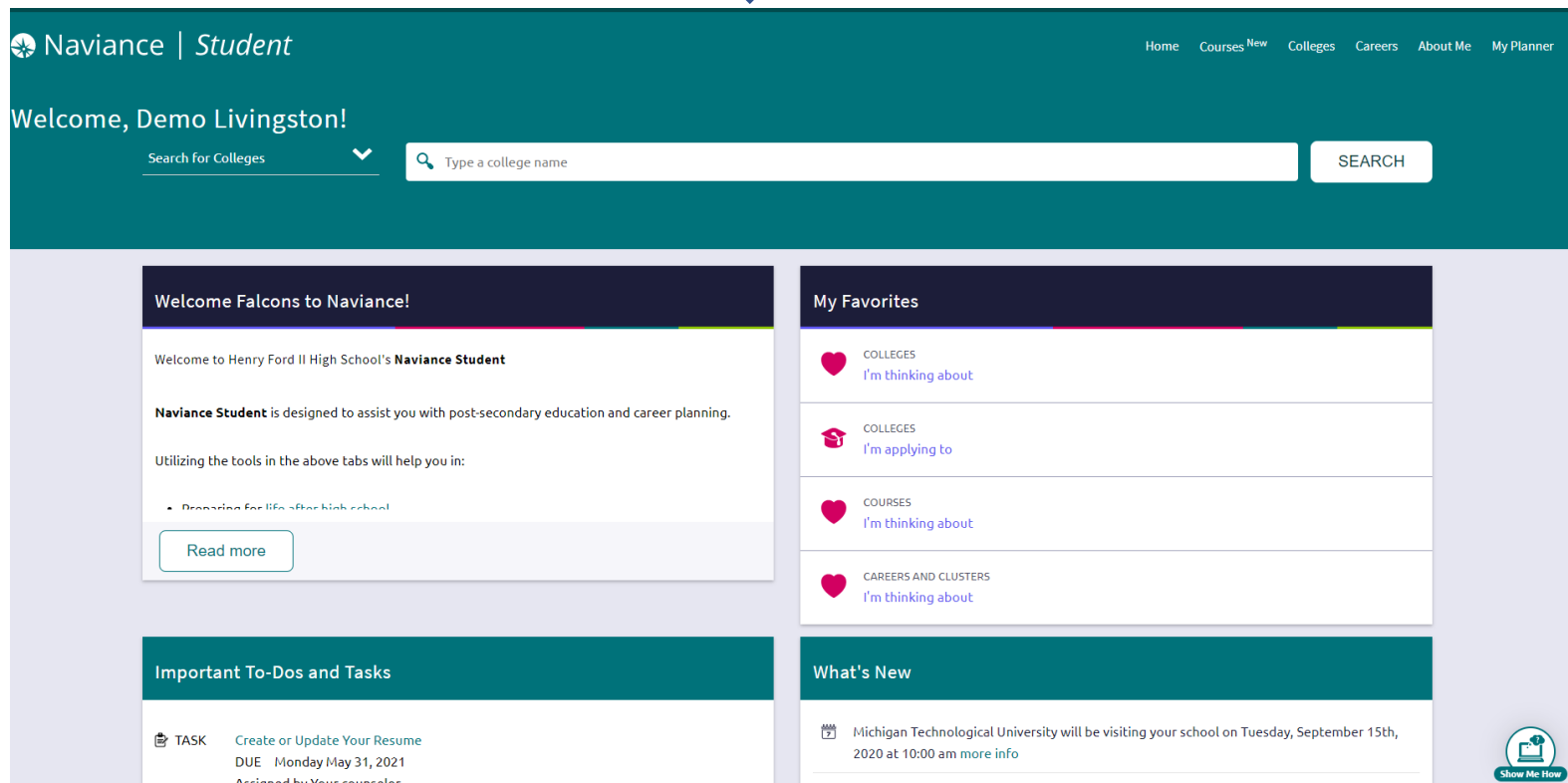




**How to Log into
Naviance
Student**

How to Log Into Naviance Student

- All students have an account set up with Naviance.
- To login go to ClassLink and click the UCS Naviance Icon. 
- You will then be taken directly to your student page on your school Naviance site.

A screenshot of the Naviance Student web application. The header is dark teal with the Naviance logo and "Student" text on the left, and navigation links (Home, Courses, Colleges, Careers, About Me, My Planner) on the right. Below the header, it says "Welcome, Demo Livingston!" and has a search bar for colleges. The main content area is divided into several sections: "Welcome Falcons to Naviance!" with a "Read more" button; "My Favorites" with four items (Colleges, Courses, Careers and Clusters) each with a heart icon and "I'm thinking about" text; "Important To-Dos and Tasks" with a task to "Create or Update Your Resume" due Monday May 31, 2021; and "What's New" with a notification about Michigan Technological University. In the bottom right corner, there is a "Show Me How" button with a question mark icon.

**Do not forget to check out the
SHOW ME HOW button**

